
































| Rank | Competitor | Age | Club | RT | PTS | Result |
|------|--|-----|--------------------------|------|-----|--|
| 1 | Connor Jenkins | 16 | Wharfedale Swimming Club | 0.70 | | 2:24.38 Entry: 2:25.28 -0.90 |
| | 50m: 33.10 100m: 1:09.81 (36.71) 150m: 1:47.48 (37.67) 200m: 2:24.38 (36.90) | | | | | |
| 2 | Michael Yang | 14 | Proxima Aquatics | 0.64 | | 2:25.11 Entry: 2:35.82 -10.71 |
| | 50m: 32.15 100m: 1:08.82 (36.67) 150m: 1:47.09 (38.27) 200m: 2:25.11 (38.02) | | | | | |
| 3 | Danny Sun | 16 | North Shore Swimming | 0.70 | | 2:25.99 Entry: 2:28.81 -2.82 |
| | 50m: 31.90 100m: 1:08.37 (36.47) 150m: 1:46.40 (38.03) 200m: 2:25.99 (39.59) | | | | | |
| 4 | Jaden Heerikhu | 16 | Northern Swimming Club | 0.66 | | 2:26.11 Entry: 2:27.26 -1.15 |
| | 50m: 32.95 100m: 1:10.26 (37.31) 150m: 1:48.42 (38.16) 200m: 2:26.11 (37.69) | | | | | |
| 5 | Caleb Yin | 16 | Northern Swimming Club | 0.65 | | 2:27.72 Entry: 2:29.04 -1.32 |
| | 50m: 31.71 100m: 1:08.36 (36.65) 150m: 1:47.01 (38.65) 200m: 2:27.72 (40.71) | | | | | |
| 6 | Hugo Beeby | 15 | Northern Swimming Club | 0.69 | | 2:28.71 Entry: 2:31.26 -2.55 |
| | 50m: 33.81 100m: 1:11.63 (37.82) 150m: 1:50.90 (39.27) 200m: 2:28.71 (37.81) | | | | | |
| 7 | Finn Aloua | 14 | Northern Swimming Club | 0.62 | | 2:28.90 Entry: 2:34.54 -5.64 |
| | 50m: 33.43 100m: 1:11.18 (37.75) 150m: 1:49.78 (38.60) 200m: 2:28.90 (39.12) | | | | | |
| 8 | Rick Zhao | 15 | Parrell | 0.65 | | 2:29.52 Entry: 2:33.67 -4.15 |
| | 50m: 33.33 100m: 1:10.90 (37.57) 150m: 1:49.85 (38.95) 200m: 2:29.52 (39.67) | | | | | |
| 9 | Elvin Wang | 15 | North Shore Swimming | 0.75 | | 2:30.56 Entry: 2:33.70 -3.14 |
| | 50m: 34.43 100m: 1:13.08 (38.65) 150m: 1:52.61 (39.53) 200m: 2:30.56 (37.95) | | | | | |
| 10 | Frederick Mills | 16 | Tawa Swimming Club | 0.72 | | 2:30.66 Entry: 2:36.85 -6.19 |
| | 50m: 32.96 100m: 1:11.31 (38.35) 150m: 1:50.82 (39.51) 200m: 2:30.66 (39.84) | | | | | |
| 11 | Roman Andersc | 16 | Tawa Swimming Club | 0.70 | | 2:31.53 Entry: 2:34.50 -2.97 |
| | 50m: 34.50 100m: 1:15.83 (41.33) 150m: 1:52.87 (37.04) 200m: 2:31.53 (38.66) | | | | | |
| 12 | Charles Hames | 14 | New Zealand Swimming | 0.68 | | 2:31.90 Entry: 2:38.42 -6.52 |
| | 50m: 32.80 100m: 1:11.69 (38.89) 150m: 1:52.33 (40.64) 200m: 2:31.90 (39.57) | | | | | |
| 13 | Leo Liu | 14 | Parrell | 0.61 | | 2:33.31 Entry: 2:37.27 -3.96 |
| | 50m: 35.18 100m: 1:13.60 (38.42) 150m: 1:53.11 (39.51) 200m: 2:33.31 (40.20) | | | | | |

| | | | | | |
|----|---|----|---|------|---------------------------------|
| 14 |  Max Cryer | 15 |  | 0.69 | 2:33.72 Entry: 2:36.64 -2.92 |
| | 50m: 36.04 100m: 1:15.34 (39.30) 150m: 1:54.25 (38.91) 200m: 2:33.72 (39.47) | | | | |
| 15 |  Jethrow Yoon | 16 |  | 0.65 | 2:33.94 Entry: 2:31.37 +2.57 |
| | 50m: 33.15 100m: 1:11.49 (38.34) 150m: 1:52.50 (41.01) 200m: 2:33.94 (41.44) | | | | |
| 16 |  Lewis Ives | 15 |  | 0.66 | 2:34.42 Entry: 2:36.82 -2.40 |
| | 50m: 35.13 100m: 1:14.77 (39.64) 150m: 1:55.31 (40.54) 200m: 2:34.42 (39.11) | | | | |
| 17 |  Byron Ling | 16 |  | 0.58 | 2:35.22 Entry: 2:34.38 +0.84 |
| | 50m: 33.21 100m: 1:13.13 (39.92) 150m: 1:54.50 (41.37) 200m: 2:35.22 (40.72) | | | | |
| 18 |  Alesana Lafoga | 16 |  | 0.74 | 2:35.30 Entry: 2:36.36 -1.06 |
| | 50m: 34.18 100m: 1:12.55 (38.37) 150m: 1:53.34 (40.79) 200m: 2:35.30 (41.96) | | | | |
| 19 |  Matthew Jiang | 15 |  | 0.68 | 2:35.55 Entry: 2:35.01 +0.54 |
| | 50m: 35.34 100m: 1:14.19 (38.85) 150m: 1:53.59 (39.40) 200m: 2:35.55 (41.96) | | | | |
| 19 |  Jasper Xie | 15 |  | 0.68 | 2:35.55 Entry: 2:38.01 -2.46 |
| | 50m: 34.10 100m: 1:13.52 (39.42) 150m: 1:54.05 (40.53) 200m: 2:35.55 (41.50) | | | | |
| 21 |  Dhylan Oyston | 15 |  | 0.69 | 2:36.06 Entry: 2:37.69 -1.63 |
| | 50m: 34.42 100m: 1:13.78 (39.36) 150m: 1:54.67 (40.89) 200m: 2:36.06 (41.39) | | | | |
| 22 |  Tim Wei | 13 |  | 0.74 | 2:36.57 Entry: 2:45.55 -8.98 |
| | 50m: 35.89 100m: 1:17.02 (41.13) 150m: 1:58.29 (41.27) 200m: 2:36.57 (38.28) | | | | |
| 23 |  Will Herbert | 16 |  | 0.75 | 2:37.03 Entry: 2:34.37 +2.66 |
| | 50m: 33.98 100m: 1:13.05 (39.07) 150m: 1:54.13 (41.08) 200m: 2:37.03 (42.90) | | | | |
| 24 |  Charles Leech | 15 |  | 0.76 | 2:37.14 Entry: 2:38.58 -1.44 |
| | 50m: 34.53 100m: 1:14.51 (39.98) 150m: 1:55.14 (40.63) 200m: 2:37.14 (42.00) | | | | |
| 25 |  Reagan Liang | 13 |  | 0.78 | 2:37.62 Entry: 2:44.41 -6.79 |
| | 50m: 37.45 100m: 1:18.41 (40.96) 150m: 1:59.64 (41.23) 200m: 2:37.62 (37.98) | | | | |
| 26 |  Joshua Zhang | 14 |  | 0.68 | 2:38.72 Entry: 2:38.40 +0.32 |
| | 50m: 34.68 100m: 1:14.61 (39.93) 150m: 1:56.82 (42.21) 200m: 2:38.72 (41.90) | | | | |
| 27 |  Andrea Tesini (\) | 13 | | 0.67 | 2:39.74 Entry: 2:44.42 -4.68 |
| | 50m: 35.95 100m: 1:16.68 (40.73) 150m: 1:58.46 (41.78) 200m: 2:39.74 (41.28) | | | | |
| 28 |  Asher Thomas | 15 |  | 0.67 | 2:40.20 Entry: 2:36.30 +3.90 |
| | 50m: 34.46 100m: 1:15.95 (41.49) 150m: 1:57.80 (41.85) 200m: 2:40.20 (42.40) | | | | |
| 29 |  Henry Jones | 13 |  | 0.68 | 2:41.33 Entry: 2:45.36 -4.03 |
| | | | | | |

50m: 37.02 100m: 1:18.37 (41.35) 150m: 2:00.14 (41.77) 200m: 2:41.33 (41.19)

30  William Zhang 13  0.62 **2:43.33**
Entry: 2:45.47 -2.14

50m: 37.73 100m: 1:19.06 (41.33) 150m: 2:01.00 (41.94) 200m: 2:43.33 (42.33)

31  Jk Wang 14  0.68 **2:43.89**
Entry: 2:44.64 -0.75


50m: 36.21 100m: 1:19.28 (43.07) 150m: 2:01.61 (42.33) 200m: 2:43.89 (42.28)

32  Shawn Li 14  0.68 **2:44.06**
Entry: 2:43.78 +0.28

50m: 35.46 100m: 1:17.93 (42.47) 150m: 2:01.57 (43.64) 200m: 2:44.06 (42.49)

33  Oscar Dunn 14  0.68 **2:44.33**
Entry: 2:43.04 +1.29

50m: 36.83 100m: 1:18.94 (42.11) 150m: 2:02.28 (43.34) 200m: 2:44.33 (42.05)

34  James Hollywo 13 0.60 **2:45.32**
Entry: 2:46.89 -1.57

50m: 37.21 100m: 1:20.25 (43.04) 150m: 2:03.23 (42.98) 200m: 2:45.32 (42.09)

35  Leo Chai 14 0.68 **2:45.81**
Entry: 2:44.99 +0.82

50m: 35.78 100m: 1:17.32 (41.54) 150m: 2:01.01 (43.69) 200m: 2:45.81 (44.80)

36  Ryan Wu 13  0.70 **2:45.90**
Entry: 2:47.77 -1.87



50m: 37.15 100m: 1:19.34 (42.19) 150m: 2:01.96 (42.62) 200m: 2:45.90 (43.94)

37  Louis Liu 14  0.67 **2:47.28**
Entry: 2:43.71 +3.57

50m: 36.26 100m: 1:18.42 (42.16) 150m: 2:02.50 (44.08) 200m: 2:47.28 (44.78)

38  Max Wang 13  0.60 **2:49.33**
Entry: 2:53.71 -4.38

50m: 37.86 100m: 1:21.70 (43.84) 150m: 2:05.58 (43.88) 200m: 2:49.33 (43.75)

39  Enzo Wang 13  0.63 **2:49.69**
Entry: 2:49.99 -0.30

50m: 36.92 100m: 1:19.40 (42.48) 150m: 2:03.87 (44.47) 200m: 2:49.69 (45.82)

40  Tristin Costabel 13  0.74 **2:51.47**
Entry: 2:49.95 +1.52

50m: 37.50 100m: 1:21.82 (44.32) 150m: 2:06.10 (44.28) 200m: 2:51.47 (45.37)